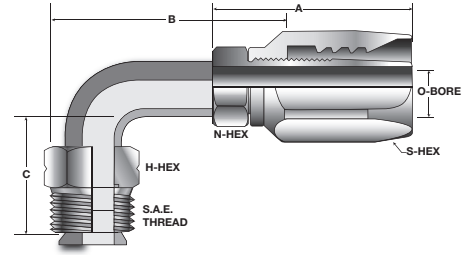





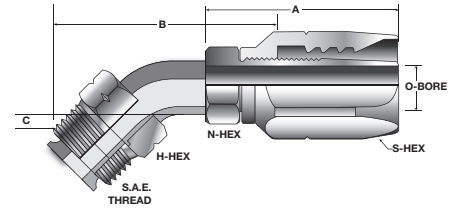
**90115 MALE INVERTED S.A.E.
45° FLARE 90° SWIVEL ELBOW
NON-MANDREL/ZINC PLATED STEEL**



100R5 PART NO.	HOSE SIZE	O. D. TUBE SIZE	INVERTED FLARE THREAD	FITTINGS COMP. NIPPLE NUT	PARTS SOCKET	EA. WEIGHT	A	B	C	H HEX NIPPLE	NUT N HEX	O	SOCKET S HEX
90115-4	4	1/4"	7/16"-24	490115-4	4011-4	0.09	2.22	1.44	1.56	9/16	7/16	0.13	5/8
90115-5	5	5/16"	1/2"-20	490115-5	4011-5	0.12	2.55	1.72	1.65	5/8	1/2	0.17	11/16
90115-6	6	3/8"	5/8"-18	490115-6	4011-6	0.17	2.67	1.69	1.69	11/16	5/8	0.23	13/16
90115-8	8	1/2"	3/4"-16	490115-8	4011-8	0.23	3.04	1.95	1.88	7/8	3/4	0.34	15/16

For Hose Information See Page 2f

**45115 MALE INVERTED S.A.E.
45° FLARE 45° SWIVEL ELBOW
NON-MANDREL/ZINC PLATED STEEL**



100R5 PART NO.	HOSE SIZE	O. D. TUBE SIZE	INVERTED FLARE THREAD	FITTINGS COMP. NIPPLE NUT	PARTS SOCKET	EA. WEIGHT	A	B	C	H HEX NIPPLE	NUT N HEX	O	SOCKET S HEX
45115-4	4	1/4"	7/16-24	445115-4	4011-4	0.09	2.21	1.43	0.62	9/16	7/16	0.13	5/8
45115-5	5	5/16"	1/2-20	445115-5	4011-5	0.12	2.39	1.56	0.70	5/8	1/2	0.17	11/16
45115-6	6	3/8"	5/8-18	445115-6	4011-6	0.17	3.00	2.08	0.94	11/16	5/8	0.23	13/16
45115-8	8	1/2"	3/4-16	445115-8	4011-8	0.23	3.47	2.38	1.09	7/8	3/4	0.34	15/16

For Hose Information See Page 2f